

# CLARITY

The Business Travel Experts




The background features several thick, bright yellow curved lines that sweep across the page, creating a sense of motion and energy. These lines are arranged in a series of concentric, overlapping arcs that curve from the top-left towards the bottom-right.

**Go2Book**

**Guide to booking Airport Parking**



# Parking Search

 Flights Rail Hotels Parking Baskets manager Your basket is empty Help

## Search for parking

**Favourites** ▾

Airport:

Terminal:  ▾

Flight number:

From:

Until:

**When searching for airport parking, ensure that you know the terminal and flight numbers.**









# Parking Results

Location: **Manchester (MAN)** Terminal: **Terminal 3** From: **Tue 30 Jul** Until: **Wed 31 Jul** [Change](#)  
Start new search

Showing 1 to 4 of 4 parking options Sort by: [Click to choose](#) ▼


 MID STAY <b>T1+T3</b>	<b>Mid Stay T1 &amp; T3</b> ▼ Terminal 3 Transfers run frequently and take 12 mins .	£59.99  <a href="#">Book</a>
 MULTI STOREY <b>T3</b>	<b>Multi-storey T3</b> ▼ Terminal 3 Transfers run frequently and take 5 mins .	£62.99  <a href="#">Book</a>
 MULTI STOREY PREMIUM <b>T3</b>	<b>Multi-storey Premium T3</b> ▼ Terminal 3 Transfers run frequently and take 3 mins .	£72.99  <a href="#">Book</a>

Select the parking options from the list and add to basket.

For more information on the terms and conditions of each, click on the arrow to expand.

# Parking – terms and conditions





MID STAY **T1+T3**

## Mid Stay T1 & T3

Name: Mid Stay T1 & T3  
Telephone: 0871 360 2603  
Geo-Position: 53.362572,-2.267310

**Introduction:** If you want a quick and easy car park, where you keep hold of your keys and take a short stroll to the terminal, look no further than Mid Stay T1 & T3. With award-winning security and an excellent location, it's a great choice.

**Arrival Procedures:** Drive up to the barrier, which will recognise your number plate and raise. If the barrier doesn't raise please press the help button to call for assistance.

Park your car in any of the spaces. Then, take the short 8-12 minute walk to the terminal.

**Departure Procedure:** Drive to the barrier and the barrier will lift automatically. If you've stayed longer than you booked for, you'll need to pay for the extra time, which is £25 per day; prices are subject to change. If you encounter any problems, press the intercom for help.


Prices correct as of March 2018.

**Information:** If you're delayed picking your car up, you'll need to pay for the extra parking at the car park's normal rate (which is more expensive than the price you pay when you book with us). If you pick your car up early, unfortunately, we can't give you a refund.

Please be aware that there are currently roadworks at and around the airport, and some road layouts have changed. Please follow airport signage.

Times: Opens ; Closes

**Maximum Car Size:** A height restriction of 2 metres.

£59.99  [Book](#)

**Terms and conditions include the arrival and departure conditions alongside opening times and maximum car size.**

**You can also obtain the contact details for the supplier.**



# Parking – basket view

Flights Rail Hotels Parking Baskets manager £59.99 - 1 items

## Your basket

Reset basket

From	Tue 30 Jul 12:00	Mid Stay T1 & T3	▼	£59.99
To	Wed 31 Jul 12:00	Manchester (MAN), Terminal Terminal 3		1 Adult

Book

Save basket Start booking

Once the fare is added to your basket, you can save it for later or begin the booking process.

Before you proceed, double check the times, dates and price.

# Parking – add a passenger



**Passenger details**

Passengers for parking bookings:

Passenger 1 (Adult)

Search For A Passenger:

Email    Surname

Employee No

Enter a users email ...

Title

Forename

Surname

Mobile

Email

Gender

Your basket [Edit basket](#)

Tue 30 Jul 12:00 to Wed 31 Jul 12:00

Mid Stay T1 & T3 £59.99

£59.99

**Before proceeding you need to add the passenger details.**

**Here you can add your details (taken from your profile) or add another company user. You can search via email, surname or employee number.**



# Parking – vehicle details

Parkings Options for Mr Demo User:

---

**CarColour:**

**CarModel:**

**ReturnFlight:**

**Registration:**

**CarMake:**

**Business Purpose:**

Complete the parking options form, taking care to correct add the make, model and registration of the vehicle alongside your return flight number.





# Parking – confirm booking

Go2Book Help

Stop Booking

### Your basket

From	Tue 30 Jul 12:00	Mid Stay T1 & T3		£59.99
To	Wed 31 Jul 12:00	Manchester (MAN), Terminal Terminal 3		1 Adult
				<input checked="" type="checkbox"/> Confirm
				<a href="#">Confirm Booking</a>

Click the confirm booking button to complete the process

# Parking – booking complete



The screenshot shows the Go2Book website interface. At the top left is the Go2Book logo. A navigation bar contains links for Flights, Rail, Hotels, and Parking. On the right of the navigation bar, there is a 'Baskets manager' link and a shopping cart icon showing '£59.99 - 1 items'. The main content area features a large green checkmark icon, the heading 'Booking Complete', and the following text: 'Thank you for booking your travel with Go2Book, we hope you enjoy your parking .', 'Your booking reference is: J70SL', 'Your confirmation email will be sent to: [Email address]', and 'Your trip will be visible within Go2Mobile, featuring push notifications and important travel information. If you don't have the app, you can download it via the links below:'. At the bottom of the content area are two buttons: 'GET IT ON Google Play' and 'Download on the App Store'.

You will then be taken to a screen confirming your booking and providing a reference. You will then receive your Trip Planner confirmation email.

You will be prompted to follow links to download our interactive itinerary mobile app, Go2Mobile.

To view a short training video please follow [Clarity guide to searching for an airport parking and Lounge space](#)

The background features several thick, bright yellow concentric arcs that are open on the right side, creating a sense of movement and energy. The arcs are centered around the text.

**Thank you**